

Report for: Corporate Parent Advisory Committee: January 2024

Item number:

Title: Performance for Quarter 2 2023/24 with updates to Q3 (December) where available

Report

Authorised by: Director Children's Services Ann Graham

Lead Officer: Richard Hutton, Performance and Business Intelligence
richard.hutton@haringey.gov.uk

Ward(s) affected: All

Report for Key/

Non Key Decision: Non key

1. Introduction

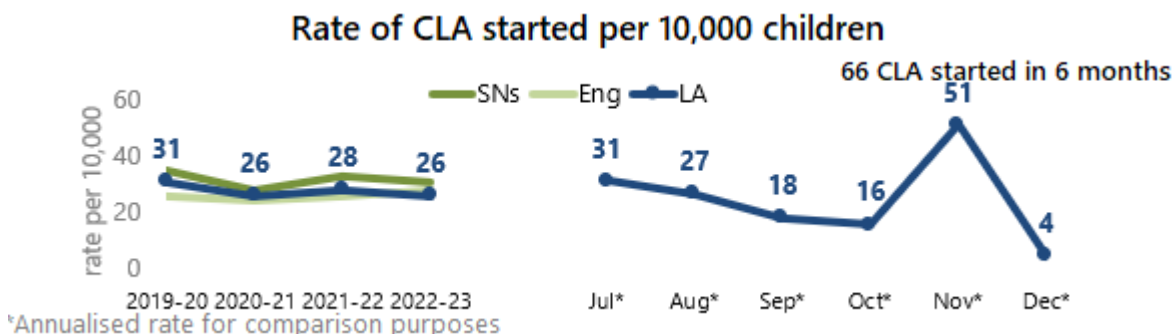
- 1.1. This report provides an analysis of the performance data and trends for an agreed set of measures relating to looked after children on behalf of the Corporate Parenting Advisory Committee.
- 1.2. Section 2 contains performance highlights and key messages identifying areas of improvement and areas for focus. It provides an overall assessment relating to Children in Care so that Members can assess progress in key areas within the context of the Local Authority's role as Corporate Parent.
- 1.3. The report covers the second quarter of the year 2023/24 with updates for October to December 2023 where appropriate.

2. Overall Assessment of Performance

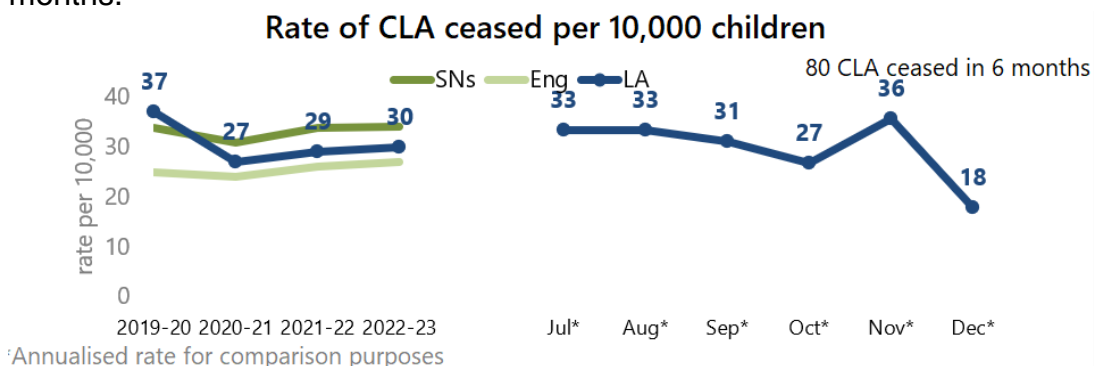
- 2.1. As at December 2023 there were 361 **children in care** (rate of 67 per 10,000). This is 11 fewer children than was reported in October 2023 and whilst still within the interquartile range of our statistical neighbours latest published figures (rate of 60-69), represents a change in rate of 4% since 2020 so it is the lowest rate for many years.
- 2.2. The number of unaccompanied asylum seeker children (**UASC**) is steady at 34 to 35, or 0.065% 0-17 population, still some 20 children below the revised national transfer scheme threshold.
- 2.3. Although the overall rate of children in care has remained comparatively stable in the past 3 years, when viewed over a longer period, the rate of those

becoming and ceasing to be in care has reduced, a trend which continued through in 2023 with a spike in November being balanced by the reduction in December.

The rate of children becoming looked after over the past 6 months equates to 66 children. This is below the rate for the 12 months 2022/23 with 141 children



2.4. 80 children (rate 30.0) ceased to be looked after over the 6 months to December 2023 compared with 66 becoming looked after so more children have ceased to be looked after than started to be looked after in the last 6 months.

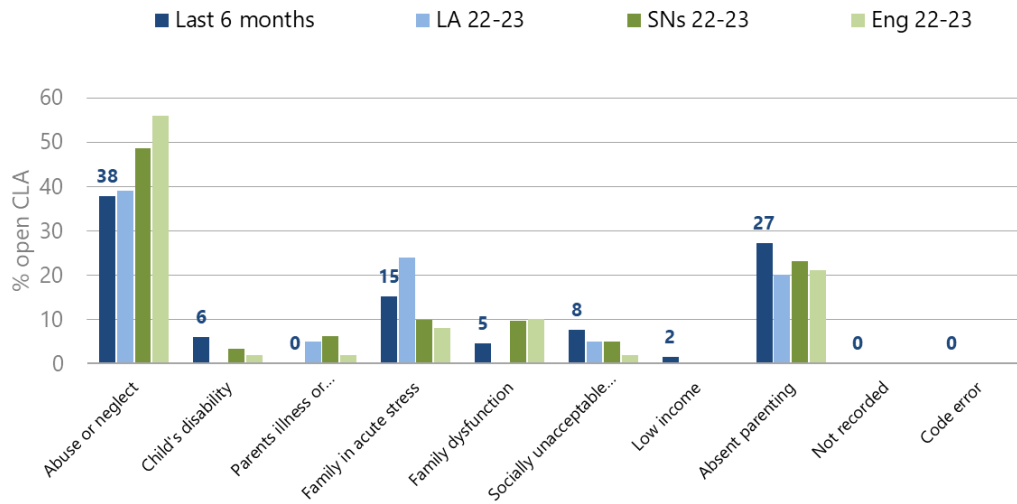


2.5. Of the 361 children looked after as at the end of December, 43 are aged 3 or under (13 fewer than in May). Ten of these children have not yet reached their first birthday.

CLA aged 3 or under

March 2020	March 2021	March 2022	March 2023	May 2023	Jul 2023	Dec 2023
49	67	60	54	56	51	43

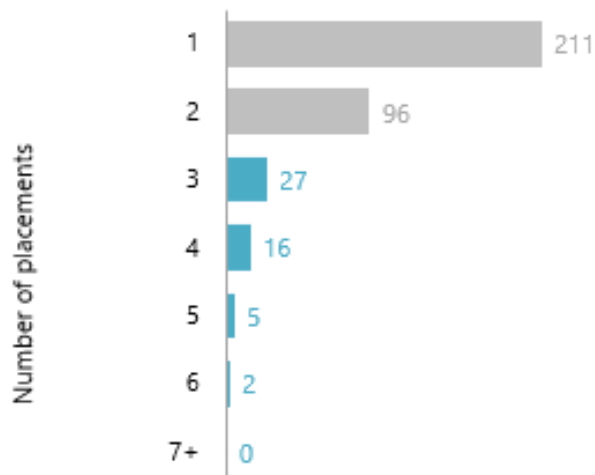
2.6. Family in acute stress has continued to fall as a reason **for starting to be looked after** from an unusually high percentage last year. Over the past 6 months only 15% of new Children Looked After fell into this category down from 21% in the 6 months to October and much closer to our statistical neighbours' rate of 10%.



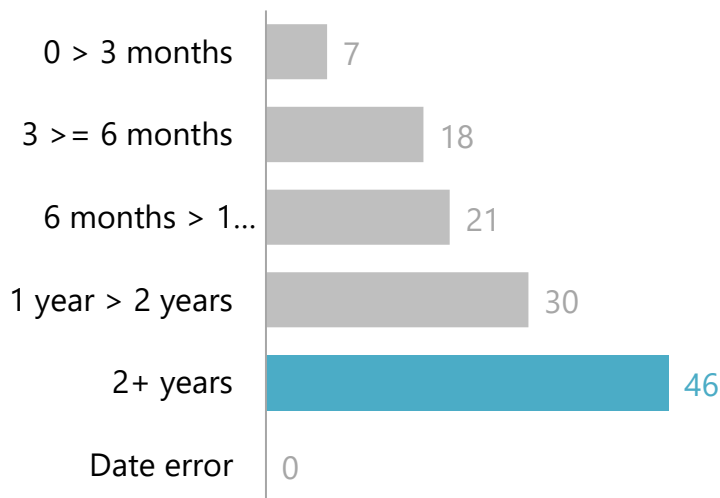
- 2.7. As of August 2023, 78% of looked after children aged under 16 had an up-to-date Care Plan, this has fallen following the disruption of implementing Liquidlogic to 64% in December. The 90% target is especially hard to reach over the holiday periods.
- 2.8. Of the 127 children in care aged 16 & 17 who require a pathway plan, 57% had up to date plans.
- 2.9. Personal education plans (PEPs) have performed well this year, with PEPs achieved during summer term reaching 95%, this dipped to 86% at Christmas. Focus is now continuing on the quality and impact of the plans, progress on which will be featured in future reports.
- 2.10. At the end of August, 13% of children with an open episode of care had three or more placement moves in the last 12 months. This is now higher than the London and statistical neighbour average.
- 2.11.

Number of children and moves in placements in the last 12 months are usually as part of the child's care plan and can be a positive benefit. For example, a 17-year-old moving into semi supported accommodation as part of their pathway to adulthood or a baby moving from foster care to a mother and baby assessment unit, and then on to being placed with their parents.

Over 300 of our looked after children have stayed in the same placement or have had only one move in past 12 months.



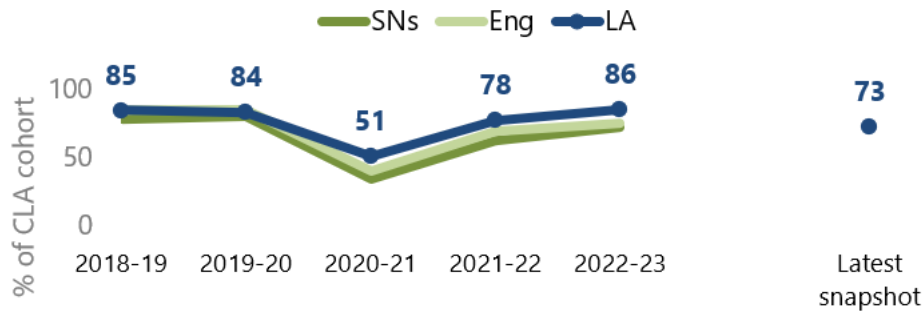
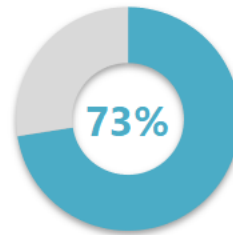
Children under 16 who had been in care for at least 2.5 years in the same placement for at least 2 years, is now 46% (55% last time) and is below levels reported by our statistical neighbours (average 70%). This indicator and the three or more placements indicator should be viewed together to gain a view of placement stability for Haringey's children in care.



- 2.12. At the end of December, 88% of children who were looked after for at least 12 months had an **up-to-date health assessment**, broadly in line with levels of our statistical neighbours' (92%).
- 2.13. At the end of March 2021 only 51% of eligible children had up to date **dental visits**. This peaked at 81% in September but has now fallen back to 73%. Unfortunately, dental checks have always been a challenging area.

Dental checks

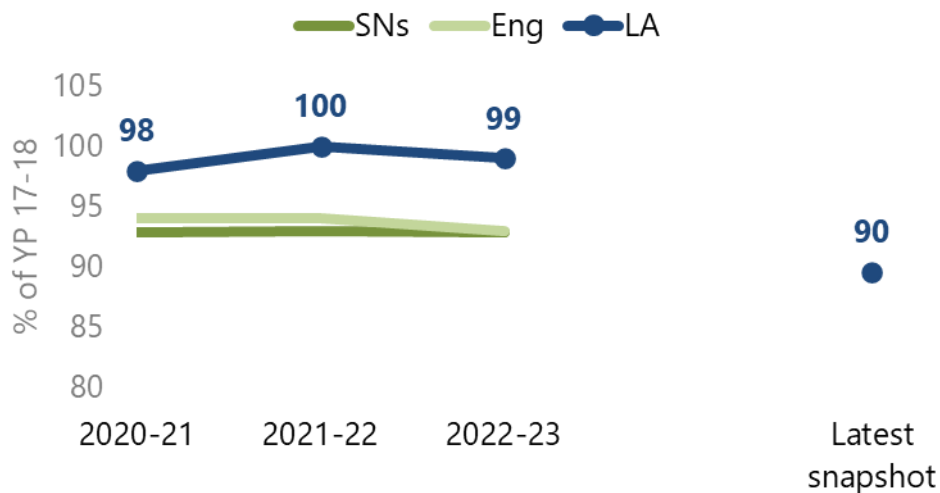
Current open CLA who have been looked after for at least 12 months who have had a dental check in the last 12 months.



2.14. There are now 906 **care leavers** in receipt of or eligible for leaving care services, a significant increase since the last quarter reported figure. This is mostly as, in line with the latest clarifications from Ofsted, the figure now includes:

- 112 young people under the age of 18 who will be eligible when they leave care,
- 202 who are classed as “qualifying” but have not yet reached the threshold for a full leaving care service.
- 129 returning care leavers who receive a minimal keeping in touch service.

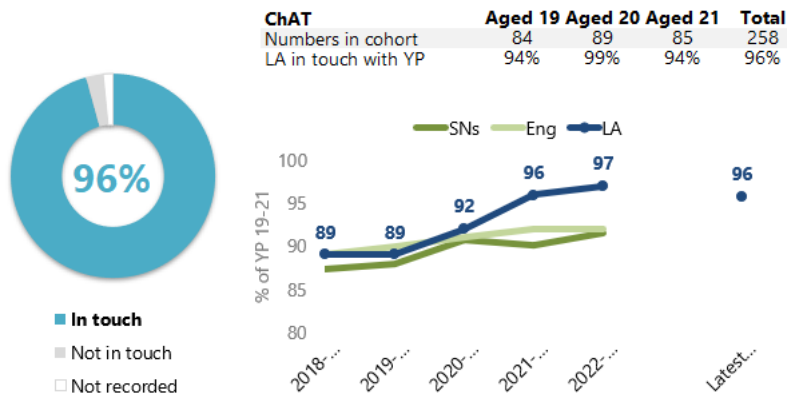
2.15. **90% of those aged 17–18 year-olds** were considered as **in touch with the local authority** up from 82 % at the end of August. This reduction from the previous levels is in part due to a change of recording and is expected to return to previous levels in future months.



v

2.16. **96% of those aged 19–21 year-olds were considered as in touch with the local authority down from 100 % at the end of August.**

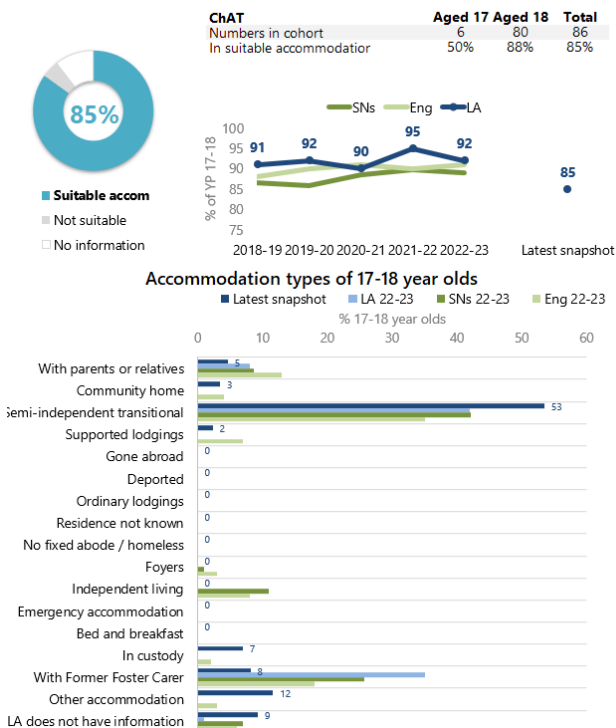
LA in touch with 19-21 year olds (former relevant)



2.17. 232 or 53% of the 19–21-year-olds and 51% of 17–18-year-olds were known to be in **Education Employment or Training (EET)**.

2.18. 85% of **19–21-year-old care leavers** were known to be in **suitable accommodation** and 85% of 17–18-year-olds, up 9 percentage points on top of an increase 6pp reported last time.

Accommodation suitability of 17-18 year olds (relevant/former relevant)



Accommodation suitability of 19-21 year olds (former relevant)

